

Profile

The investment objective of the Lightrock Global Small-Cap Fund is to generate positive returns, by outperforming the MSCI World Small Cap Index Total Net Return. The Manager will aim to achieve the investment objective by:

- Investing in equities issued by smaller companies globally. The Investment Manager will invest principally in companies that are, at the time of initial purchase, no larger by market capitalisation than the largest constituent of the Benchmark. Shareholders should be aware that the Sub-Fund will not be managed in reference to the Benchmark, and may invest in securities not included in the Benchmark. Investment returns may deviate materially from the performance of the Benchmark. The Benchmark captures small cap representation across developed markets;
- Employing an investment strategy that combines the principles of long-term investing with responsible active ownership;
- Aiming to avoid permanent loss of capital through the selection of companies with resilient business models and strong balance sheets;
- Integrating ESG and positive impact considerations as part of the investment process;
- Aiming to acquire a portfolio for the Sub-Fund of quality companies at attractive share prices with a view to retaining them for a long term period (i.e. on average 5 years or more).
- In normal market conditions, investing in equities of between 50 and 75 companies. Using the above criteria, investments will be made on a 'long-only' basis and will be predominantly in equity securities.

Main Fund Data

Fund Name	Lightrock Global Small-Cap Fund
Investment Strategy	Global Small-Caps
Inception Date	18 April 2024
Benchmark	MSCI World Small Cap Index Total Net Return
Domicile	Ireland
Management Company	Lightrock Netherlands B.V.
Legal Counsel	Simmons & Simmons
Administrator	Northern Trust International Fund Administration Services (Ireland) Limited
Depository	Northern Trust Fiduciary Services (Ireland) Limited
Base Currency	EUR
Status	Open-end
SFDR Classification	8

Investment Team Information

Name	Role	Career Start Date
Maarten Vankan	Portfolio Manager	April 1999
Chris Kaashoek	Portfolio Manager	April 2006
Michiel van Dijk	Portfolio Manager	April 2008
Luuk Jagtenberg	Portfolio Manager	September 2012

Key Figures

Total Fund Size	EUR 460,830,275
Share Class Size	USD 1,342,546
Number of Shares	12,497
Net Asset Value	USD 107.43

Tradability

Minimum Subscription	Initial subscription USD 100, Additional subscription USD 100
Listed	No
Subscription/Redemption Frequency	Daily
ISIN	IE000JJ2JJZ3
Cut-off time	11:59 am GMT on Dealing day -1

Fund Characteristics

	Fund	Benchmark
Number of holdings	65	3,979
Dividend yield	2.2%	2.0%
Weighted average market capitalization	EUR 5,352M	EUR 5,235M
P/E ratio (next fiscal year Est.)	11.2x	13.8x
Active Share	98%	-

Data Source: Lightrock, data as at: 31/12/2024

Ongoing Charges

Management Fee	1.81%
Expected ongoing charges (total)	1.81%

Developments per December 2024

The Lightrock global small-cap strategy invests in public equities in developed markets, capitalising on the team's expertise in active management, engaged ownership, and thorough fundamental research, complemented by Lightrock's deep knowledge in ESG and Impact. The portfolio currently includes 65 stocks, focusing on companies that possess strong fundamentals with solid balance sheets. In December 2024, the fund (Class I, EUR) was down 3.4%, outperforming the benchmark which returned -4.1%. As we described last month, the fund is currently overweight Europe, as we see an unsustainable difference in the valuation gap between European and mainly US stocks. During the month of December, seven of the ten top contributing stocks were European shares. We had to trim our European exposure several times during the month as we reached the maximum deviation that we have allowed ourselves (respectively 15% over- or underweight in a region or sector). Important to note is that the majority of our European listed companies have global scale and presence. Out of the 19 portfolio companies listed in Europe, only 4 are purely focused on serving European end markets, while the remaining European portfolio companies are truly global. Overall, we estimate our European companies in the portfolio generate ~50% of their revenues from EMEA, ~35% from the Americas and ~15% from APAC.

The fund is up 11.1% since inception in April, which is behind its benchmark which is up 14.0% over the same period. Though we are not satisfied with the relative performance of the fund year to date, we are generally very pleased with the financial results that our investee companies reported over Q3. We retain strong conviction in the long-term potential of the current investment portfolio of high-quality assets at attractive valuations.

The top three contributing stocks in December were Aixtron, QuidelOrtho, and BAWAG Group.

Aixtron's stock price increased 10% for the month (in EUR), after four consecutive months where the stock traded down. We did not see any material news on Aixtron during the month of December. While we see short-term risks, which we believe are prudently reflected in our financial model, we are positive about the long-term potential of Aixtron. The company has a dominant position in its markets and we believe should be in a good position to gain more share. We rate the management team highly and believe the current valuation provides a unique opportunity for long-term investors like ourselves. Aixtron is the second largest position in our fund as we enter 2025.

QuidelOrtho was up 9% (in USD terms). There was little stock specific news. QuidelOrtho is in the process of a multiyear turnaround and we expect to learn more on the progress at an upcoming healthcare conference in January.

BAWAG Group's stock price rose 8% in December (in EUR). In general European banks, measured by the Stoxx Europe 600 Bank index, generated healthy returns (+4%) for the month. A steepening of the yield curve is likely to help the net interest margin for European banks over time. In the short term European banks will face net interest income pressure due to rate cuts by the ECB. Against this backdrop, BAWAG Group stands out favorably and will show net interest income growth for 2025 as the acquisition of KNAB will contribute for the full year and BAWAG is likely to close its second large transaction, the Barclays consumer bank Europe, in the first quarter of this year.

The largest detractors to the performance of the fund were Brunswick Corp, Sally Beauty Holdings, and Compass Minerals.

Brunswick's stock price traded 20% lower for the month (in USD). We did not see any material news on Brunswick during the month of December and we used the weakness to increase our position. In our view the decline is mainly due to the rising long-term US interest rates. Brunswick is the largest position in our fund as we enter 2025. The company has a dominant position in the recreational marine industry and we believe the company will be able to gain more share. We rate the management team highly and believe the current valuation provides a unique opportunity for long-term investors like ourselves.

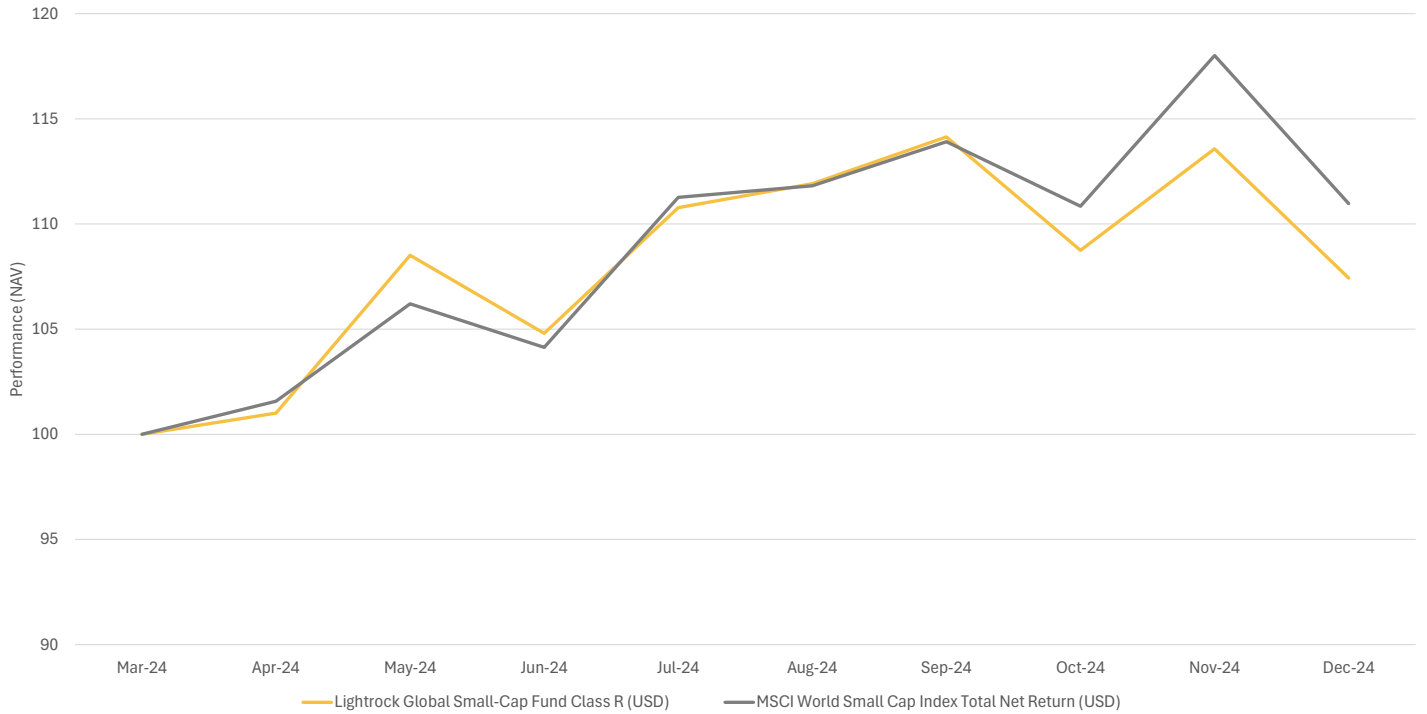
The share price of Sally Beauty declined 25% in December (in USD), a move that took us by surprise. After reporting strong Q3 results in August and equally impressive Q4 results in November, the stock price had a to us understandably strong rally from the summer until November 26th. After November 26th, the stock price started to decline noticeably. We used the weakness to add to our position, as we are pleased by the execution of Sally Beauty under the leadership of CEO Denise Paulonis. During the past 6 years, SBH was able to strengthen its balance sheet due to the attractive free cash flows the business generates. At a high level, SBH halved its net debt position and its financial leverage ratio at the end of FY24 came down to a ratio of 2x. Sally Beauty trades at an undemanding PE ratio of 6x and a mid-teen percentage FCF yield.

Compass Minerals' share price declined 27% during December (in USD). While the company reported quarterly results in line with expectations, and management did a good job in agreeing more flexibility around the financial covenants with debt providers, we believe the share price decline reflects speculative money exiting the stock. In November, the shares traded up after it was rumoured that Compass Minerals was in advanced talks with multiple private equity firms on a take-out bid. Nothing materialized yet on this front and the company did not comment about it. Compass Minerals owns and operates one of the largest and most efficient salt mines in the world, producing salt used for de-icing and for industrial applications. We believe the shares are trading significantly below intrinsic value.

Performance

	1 Month	3 Months	6 Months	1 Year	2 Years	3 Years	5 Years	YTD
Lightrock Global Small-Cap Fund Class R (USD)	-5.4%	-5.9%	2.5%	-	-	-	-	7.4%
MSCI World Small Cap Index Total Net Return (USD)	-6.0%	-2.6%	6.6%	-	-	-	-	11.0%

Performance



A Value-Added Monthly Index (VAMI) tracks, assuming reinvestment, the monthly output of a hypothetical EUR 100 investment over a period of time.

The value of your investments can fluctuate. Results achieved in the past do not constitute a guarantee for the future.

The performance shown is based on net asset values and inclusive of fees, commissions, and other charges.

Statistics

Average Winning Month	3.6%
Average Losing Month	-4.5%
Sharpe Ratio	0.7
Standard Deviation 36M Annualized	-
Downside Deviation	2.5%

Top 5 Long Company/Sector

Name	Sector	Weight
Brunswick	Consumer Discretionary	3.4%
West Fraser Timber	Materials	3.4%
Aixtron	IT	3.3%
Wintrust Financial	Financials	3.1%
ASR Nederland	Financials	2.8%

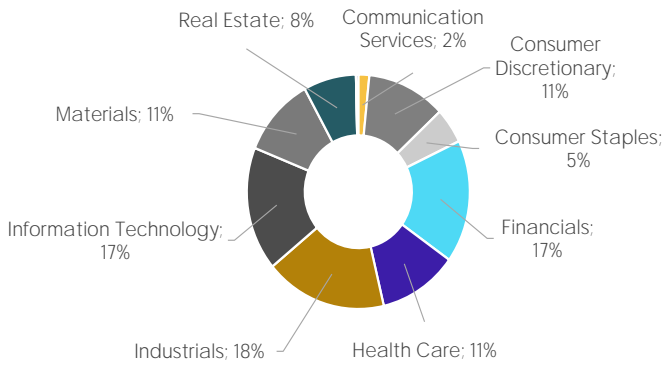
Top 5 Contributors

Name	Sector	Performance	Contribution
Aixtron	IT	12%	0.4%
Qidelortho	Health Care	11%	0.2%
BAWAG Group	Financials	8%	0.2%
Jabil	IT	8%	0.2%
S.O.I.T.E.C.	IT	12%	0.2%

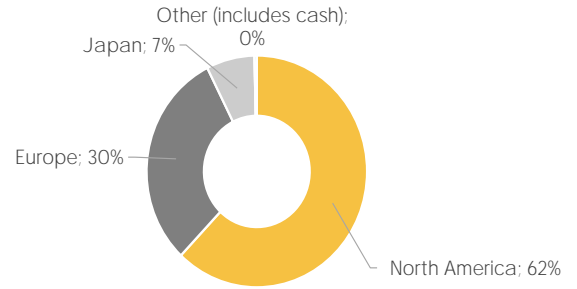
Top 5 Detractors

Name	Sector	Performance	Contribution
Brunswick	Consumer Discretionary	-18%	-0.6%
Sally Beauty	Consumer Discretionary	-23%	-0.5%
Compass Minerals	Materials	-26%	-0.4%
West Fraser Timber	Materials	-10%	-0.3%
Tronox	Materials	-15%	-0.3%

Sector Breakdown



Geography Breakdown



ESG Criteria

Sustainability Factors are fully integrated in the investment process through the pillars of Exclusion, Integration, Engagement, and Voting. Companies that engage in harmful business conduct, certain harmful business activities, or that are involved in severe controversies, are excluded. ESG risk assessment is a key component of pre-investment due diligence. A proprietary ESG scoring framework is used, with the final score impacting valuation models through the required rate of return. Engagement with portfolio companies is a key part of the investment process. Based on the philosophy of active and responsible ownership, voting rights are exercised to act in the best interest of the Sub-Fund and its shareholders.

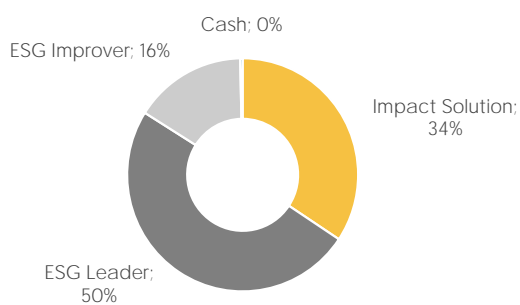
The Sub-Fund strives to invest in ESG Leaders, ESG Improvers, or Impact Solution companies. ESG Leaders are companies with best-in-class ESG ratings based on Lightrock's proprietary ESG assessment and scoring framework. ESG Improvers are companies that are earlier in their ESG journeys and have an average ESG rating. These companies should be able to progress to ESG Leaders in a reasonable timeframe. Lightrock applies a proprietary impact framework to assess each Portfolio Company's ability to achieve

positive real-world impact. Impact Solutions are companies that derive de minimis 20% of revenues from activities related to impact themes. The Sub-Fund commits to invest a meaningful percentage (at least 25%) of net assets in Impact Solutions.

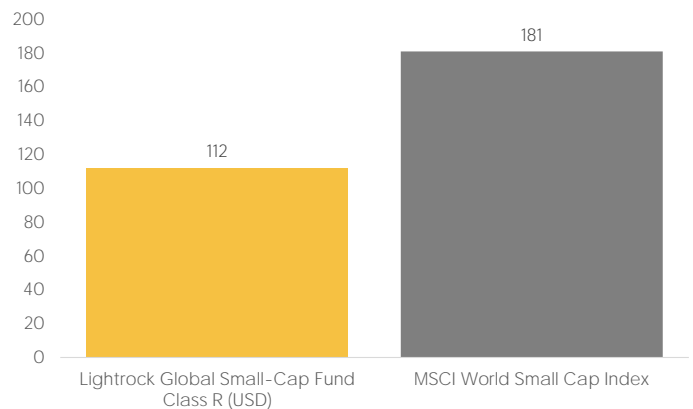
The Sub-Fund has been categorised as an Article 8 fund under SFDR. This is a fund that promotes among other characteristics environmental or social characteristics, or a combination of those characteristics, provided that the companies in which the investments are made follow good governance practices.

In the context of SFDR, the Sub-Fund is expected to invest 90-100% of its Net Asset Value in companies aligned with environmental and social characteristics. Furthermore, the Sub-Fund is expected to make Sustainable Investments. The Sub-Fund commits to investing a minimum of 15% of its Net Asset Value in Sustainable Investments.

Strategy Breakdown



Weighted Average Carbon Intensity



Source: Sustainalytics. Scope 1 + 2 carbon emissions over sales (CO2te/€mln) . Calendar year 2022 CO2 data and sales. Holdings as of 31/12/2024

Disclaimer

This document is a marketing communication. The information in this document provides insufficient information for an investment decision. The information should not be regarded as tax, legal or investment advice or as a recommendation that any of the investments, funds or products described are right for an investor. Please refer to the prospectus (available in English), supplement and Key Information Documents (KID, available in multiple languages) for further information about the costs and risks that apply to this fund. These documents should be read and understood prior to considering an investment in the fund. The aforementioned documents as well as the (semi-)annual report and the Instrument of Incorporation of the Fund are available free of charge via: <https://smallcap.lightrock.com/> or at the offices of the Swiss Representative in Lausanne.

Lightrock Global Small-cap Fund is a sub-fund of the fund Lightrock UCITS ICAV, which is an open-ended Irish Collective Asset-management Vehicle registered under number C511266 and domiciled in Ireland. The fund is registered in Ireland and regulated by the Central Bank of Ireland. Lightrock Netherlands B.V. is the management company of the fund registered under number 89341015 in The Netherlands. Lightrock Netherlands B.V. is authorized as management company and regulated by the Dutch Authority for the Financial Markets (AFM).

The Fund has appointed as Swiss Representative Waystone Fund Services (Switzerland) SA, Av. Villamont 17, 1005 Lausanne, Switzerland, Tel: +41 21 311 17 77, Mail: switzerland@waystone.com. The Fund's Swiss paying agent is Helvetische Bank. In respect of the Shares offered in or from Switzerland, the place of performance is at the registered office of the Swiss Representative; the place of jurisdiction is at the registered office of the Swiss Representative, or at the registered office or domicile of the investor. The issue and redemption prices are published at each issue and redemption on www.fundinfo.com.

The Sub-Fund is registered for offering in a limited number of countries. The countries where the Sub-Fund is registered can be found on the website. The information provided here is for general information only and historical performance is not a guide to current or future performance.

The Management Company – Lightrock Netherlands B.V. - has the right to terminate the arrangements made for the marketing of the Lightrock Global Small-Cap Fund (the 'Sub-Fund') in certain jurisdictions to certain investors in accordance with applicable laws and regulations. To view the Summary of Investor Rights, please visit the following link: <https://smallcap.lightrock.com/required-documents/>